















LYMINGTON C OF E INFANT SCHOOL

Art Curriculum Map

	AUTUMN 1	AUTUMN 2	SPRING 1	SPRING 2	SUMMER 1	SUMMER 2
EYFS	<p style="text-align: center;">Marvellous Me/Elmer/Nursery Rhymes</p>  <p>Theme: Face Collage and Elmer Printing</p> <ul style="list-style-type: none"> • Drawing • Painting • Collage • Printing <p>Artists, Craftsperson, Designer: David McKee</p> <p>Visual Elements: Line, shape, colour, pattern, space, texture</p>	<p style="text-align: center;">Autumn/Fireworks/The Gruffalo/Christmas</p>  <p>Theme: Autumn Leaf Rubbings, Firework Pastel Painting, Clay Gruffalos</p> <ul style="list-style-type: none"> • Drawing • Painting • Sculpture <p>Artists, Craftsperson, Designer: Axel Scheffler</p> <p>Visual Elements: Shape, colour, space, texture</p>	<p style="text-align: center;">Whatever the Weather/Chinese New Year</p>  <p>Theme: Ice Collages, Chinese Hand Fans, Painting, Snowflake printing</p> <ul style="list-style-type: none"> • Drawing • Painting • Collage • Printing • Textiles <p>Artists, Craftsperson, Designer: Lora Art Studio</p> <p>Visual Elements: Line, shape, colour, pattern, space, form and space</p>	<p style="text-align: center;">Where's the Bear?</p>  <p>Theme: Bear Collage</p> <ul style="list-style-type: none"> • Drawing • Painting • Collage <p>Artists, Craftsperson, Designer: Julie Tatchel and Amanda Middleditch (Bear It in Mind-Hythe/The Repair Shop)</p> <p>Visual Elements: Shape, colour, space, texture</p>	<p style="text-align: center;">Helping Hands</p>  <p>Theme: Colour Mixing Thank You Rainbows</p> <ul style="list-style-type: none"> • Drawing • Painting <p>Artists, Craftsperson, Designer: Don Freeman/Emily Hamilton</p> <p>Visual Elements: Shape, colour, pattern, space</p>	<p style="text-align: center;">Beautiful Beasts</p>  <p>Theme: Fruit and Vegetable Printing, Observational drawings, Natural art</p> <ul style="list-style-type: none"> • Drawing • Painting • Printing <p>Artists, Craftsperson, Designer: Giuseppe Arcimboldo</p> <p>Visual Elements: Shape, colour, pattern, space</p>
Year 1	<p style="text-align: center;">Toys</p>  <p>Theme: Toy Printing</p> <ul style="list-style-type: none"> • Drawing • Painting • Printing <p>Artists, Craftsperson, Designer: Andy Warhol</p> <p><i>Collage through Continuous Provision.</i></p> <p>Visual Elements: Line, shape, colour, pattern, texture</p>	<p style="text-align: center;">Christmas</p>  <p>Theme: Clay Ornaments</p> <ul style="list-style-type: none"> • Drawing • Painting • Sculpture <p>Artists, Craftsperson, Designer: Katie Sharpe</p> <p>Visual Elements: Shape, colour, space, texture, form and space</p>	<p style="text-align: center;">Once Upon a Time...</p> <p>Theme: Natural Land Art</p> <ul style="list-style-type: none"> • Drawing • Painting • Sculpture • Art & ICT <p>Artists, Craftsperson, Designer: Andy Goldsworthy</p> <p>Visual Elements: shape, colour, pattern, texture, form and space</p>	<p style="text-align: center;">Roots, Shoots and Muddy Boots</p>  <p>Theme: Natural Land Art</p> <ul style="list-style-type: none"> • Drawing • Painting • Sculpture • Art & ICT <p>Artists, Craftsperson, Designer: Andy Goldsworthy</p> <p>Visual Elements: shape, colour, pattern, texture, form and space</p>	<p style="text-align: center;">Aliens vs Monsters 'Drop in' DT Cross-Curricular</p>  <p>Theme: Alien Spaceship</p> <ul style="list-style-type: none"> • Sculpture <p>Visual Elements: shape, colour, pattern, texture, form and space</p>	<p style="text-align: center;">I'm King of the Castle</p>  <p>Theme: Fish Weaving</p> <ul style="list-style-type: none"> • Drawing • Textiles <p>Artists, Craftsperson, Designer: Heather Shields/Gunta Stözl</p> <p>Visual Elements: Line, shape, colour, pattern, texture, space, form and space</p>
Year 2	<p style="text-align: center;">Out of this World</p>  <p>Theme: Space Painting</p> <ul style="list-style-type: none"> • Drawing • Painting • Collage • Textiles <p>Artists, Craftsperson, Designer: Peter Thorpe</p> <p>Visual Elements: Line, shape, colour, texture</p>	<p style="text-align: center;">Chocolate 'Drop in' DT Cross-Curricular</p>  <p>Theme: Christmas Decoration</p> <ul style="list-style-type: none"> • Textiles • Art and ICT <p>Artists, Craftsperson, Designer: ??</p> <p>Visual Elements: Texture, line, form and space</p>	<p style="text-align: center;">He's Behind You!</p> <p>Theme: Maritime Line Drawings</p> <ul style="list-style-type: none"> • Drawing <p>Artists, Craftsperson, Designer: Simon Fisher</p> <p>Visual Elements: Line, shape, pattern, texture</p>	<p style="text-align: center;">Titanic</p>  <p>Theme: Maritime Line Drawings</p> <ul style="list-style-type: none"> • Drawing <p>Artists, Craftsperson, Designer: Simon Fisher</p> <p>Visual Elements: Line, shape, pattern, texture</p>	<p style="text-align: center;">What a Load of Rubbish! 'Drop in' Home Learning Project</p>  <p>Theme: Recycled Sculpture</p> <ul style="list-style-type: none"> • Drawing • Sculpture <p>Artists, Craftsperson, Designer: Eddie Martinez/Phyllida Barlow</p> <p>Visual Elements: shape, texture, form and space</p>	<p style="text-align: center;">Curious Creatures</p>  <p>Theme: Self-Portraits</p> <ul style="list-style-type: none"> • Painting • Drawing <p>Artists, Craftsperson, Designer: Frida Kahlo</p> <p>Visual Elements: Line, shape colour, pattern, texture</p>

	AUTUMN 1	AUTUMN 2	SPRING 1	SPRING 2	SUMMER 1	SUMMER 2
EYFS	<p>Marvellous Me/Elmer/Nursery Rhymes</p> <p>Elmer Printing/mark making -with paint and chalk -swirls/pattern Faces collage/skin and hair colour</p> <ul style="list-style-type: none"> • <i>ELG 16-They safely use and explore a variety of materials, tools and techniques, experimenting with colour, design, texture, form and function.</i> 	<p>Autumn/Fireworks/The Gruffalo/Christmas</p> <p>Clay Gruffalos Colour mixing -Autumn leaves and tree Leaf rubbings Bonfire collage Firework art -pastels and collage Teabags for fireworks</p> <ul style="list-style-type: none"> • <i>ELG 16-They safely use and explore a variety of materials, tools and techniques, experimenting with colour, design, texture, form and function.</i> 	<p>Whatever the Weather</p> <p>Chinese New year Art Abstract ice collages Raindrop pictures - blow straws and paint Tortoise Shell patterns Printing snowflakes</p> <ul style="list-style-type: none"> • <i>ELG 17-Children use what they have learnt about media and materials in original ways, thinking about uses and purposes. They represent their own ideas, thoughts and feelings through art.</i> 	<p>Where's the Bear?</p> <p>Collage of Bears</p> <ul style="list-style-type: none"> • <i>ELG 17-Children use what they have learnt about media and materials in original ways, thinking about uses and purposes. They represent their own ideas, thoughts and feelings through art.</i> 	<p>Helping Hands</p> <p>Colour mixing</p> <ul style="list-style-type: none"> • <i>ELG 16-They safely use and explore a variety of materials, tools and techniques, experimenting with colour, design, texture, form and function.</i> 	<p>Beautiful Beasts</p> <p>Fruit & vegetable printing Model magic fruit & veg using clay Close observational drawing/sketching - vegetables Group art - natural objects</p> <ul style="list-style-type: none"> • <i>ELG 16-They safely use and explore a variety of materials, tools and techniques, experimenting with colour, design, texture, form and function.</i>
Year 1	<p>Toys</p> <p>Printing-Andy Warhol</p> <ul style="list-style-type: none"> • <i>talk about the work of a range of artists, craft makers and designers, describing the differences and similarities between different practices and disciplines.</i> • <i>produce creative work, exploring their ideas and recording their experiences</i> • <i>to develop a wide range of art and design techniques in using colour, pattern, texture, line, shape, form and space</i> 	<p>Roar!</p> <p>Sculpture-Christmas Decorations</p> <ul style="list-style-type: none"> • <i>to use a range of materials creatively to design and make products</i> 	<p>Once Upon a Time...</p>	<p>Roots, Shoots and Muddy Boots</p> <p>Sculptures-Garden Art</p> <ul style="list-style-type: none"> • <i>to use a range of materials creatively to design and make products</i> • <i>to use drawing, painting and sculpture to develop and share their ideas, experiences and imagination</i> • <i>talk about the work of a range of artists, craft makers and designers, describing the differences and similarities between different practices and disciplines.</i> 	<p>Aliens vs Monsters</p>	<p>I'm King of the Castle</p> <p>Textiles-Fish Weaving</p> <ul style="list-style-type: none"> • <i>to use a range of materials creatively to design and make products</i> • <i>to use drawing, painting and sculpture to develop and share their ideas, experiences and imagination</i> • <i>talk about the work of a range of artists, craft makers and designers, describing the differences and similarities between different practices and disciplines.</i>

<p>Year 2</p>	<p>Out of This World Collage/Textiles-Peter Thorpe Art</p> <ul style="list-style-type: none"> • Know about the work of the artist Peter Thorpe making links to their own work. • evaluate and analyse creative works using the language of art, craft and design 	<p>Chocolate 'Drop in' Textiles-Christmas Decorations</p> <ul style="list-style-type: none"> • produce creative work, exploring their ideas and recording their experiences <ul style="list-style-type: none"> • to use a range of materials creatively to use drawing and painting to develop and share their ideas, experiences and imagination • to develop a wide range of art and design techniques in using colour, pattern, texture, line, shape, form and space 	<p>He's Behind You!</p>	<p>Titanic Drawing-Titanic Line Drawings</p> <ul style="list-style-type: none"> • know about the work of a range of artists, describing the differences and similarities between different practices and disciplines, and making links to their own work. • produce creative work, exploring their ideas and recording their experiences • become proficient in drawing, painting, techniques • evaluate and analyse creative works using the language of art • develop a wide range of art and design techniques in using colour, pattern, texture, line, shape, form and space 	<p>What a Load of Rubbish! 'Drop in' Sculpture-Recycled</p> <ul style="list-style-type: none"> • produce creative work, exploring their ideas and recording their experiences <ul style="list-style-type: none"> • to use a range of materials creatively to use drawing and painting to develop and share their ideas, experiences and imagination • to develop a wide range of art and design techniques in using colour, pattern, texture, line, shape, form and space 	<p>Curious Creatures Painting-Self Portraits</p> <ul style="list-style-type: none"> • know about the work of a range of artists, describing the differences and similarities between different practices and disciplines, and making links to their own work. • produce creative work, exploring their ideas and recording their experiences • become proficient in drawing, painting, techniques • evaluate and analyse creative works using the language of art • develop a wide range of art and design techniques in using colour, pattern, texture, line, shape, form and space
----------------------	---	--	--------------------------------	--	--	--